












LQ QUEST SERIES GOOSENECK

STANDARD CONFIGURATION SPECS
THESE ARE THE DEFAULT SPECS THAT ARE INCLUDED IN THE BASE CONFIGURATION OF THIS MODEL.

 DECK WIDTH: 102"	 DECK HEIGHT: 33"	 CARGO CAPACITY: 10,010 - 10,480 lbs (7K axles)	 RAMP: Monster Ramp
 LENGTH: 25', 30', 32'	 COUPLERS: Gooseneck	 AXLES: Tandem (2 x 7,000 lbs or 8,000 lbs)	 Available with Hydraulic Jacks for quicker hitching and unhitching.
 GVWR: 15,900 - 17,500 lbs	 WEIGHT: 5,420 - 5,890 lbs	 TAIL TYPES: 5' Dovetail	

QUEST
SERIES



With the retractable monster step, you can step up with the traction step and then move it out of the way when not in use.

MONSTER STEP WITH EASE



With stake pockets, rub rail and pipe spools, the LQ is ready to secure whatever you load on it.

LOAD SECURING OPTIONS



Standard with tongue toolbox, the LQ can store equipment for securing your load.

STORAGE SPACE



Monster ramps are ultra-wide and fold flat to the trailer deck. Plus, they now include hold-down latches for decreased vibration and rattling while in transit.

RAMPS WITH HOLD-DOWN LATCHES

PJ TRAILERS

PJ Trailers reserves the right to change price, design, material and/or specification without notice or obligation.

VISIT PJTRAILERS.COM FOR A COMPLETE LIST OF TRAILER OPTIONS.