












DR 83" PRO-LIFT DUMP

STANDARD CONFIGURATION SPECS
 THESE ARE THE DEFAULT SPECS THAT ARE INCLUDED IN THE BASE CONFIGURATION OF THIS MODEL.

 INSIDE BED WIDTH: 83"	 DECK HEIGHT: 32"	 CARGO CAPACITY: 13.3 yd³	 Dump Angle: 40°
 LENGTH: 14	 COUPLERS: Bumper Pull, Gooseneck, & Pintle	 AXLES: Single (2 x 7,000 lbs. or 8,000 lbs.)	 Choose the optional 2-Speed Jacks for better versatility and easier cranking.
 GVWR: 15,680 lbs.	 LOAD CAPACITY: 9,400 lbs.	 DUMP SIDES HEIGHT: 48"	



The Scissor-Lift Hydraulic System provides efficient lifting capabilities, a stable lifting platform and power-up/power-down and gravity down functionality for more dump cycles.

SCISSOR LIFT WITH POWERFUL CYLINDER



Engineered for regular, heavy-duty use, this robust winch guarantees smooth and efficient performance under the toughest conditions.

INDUSTRIAL-STRENGTH ROLL-OFF WINCH



These deep-cycle batteries are ideally suited for maximum load applications! Rated with a higher amp hour, these Group 27 Batteries will give you more loads and unloads in the field.

DUAL GROUP 27 BATTERIES



The Stackable 13.2 yd³ Bins offer ample capacity for your dump trailer, with enough space to accommodate a single-room renovation or up to 85 trash bags of material.

STACKABLE 13.2 YD³ BINS