













# DE 83" HD LOW-PRO DUMP


**STANDARD CONFIGURATION SPECS**  
 THESE ARE THE DEFAULT SPECS THAT ARE INCLUDED IN THE BASE CONFIGURATION OF THIS MODEL.

 <b>INSIDE BED WIDTH: 83"</b>	 <b>DECK HEIGHT: 26"</b>	 <b>CARGO CAPACITY: 12.2yd<sup>3</sup> (up to 16.3 yd<sup>3</sup>)</b>	 <b>Dump Angle: 40°</b>
 <b>LENGTH: 16'</b>	 <b>COUPLERS: Bumper Pull, Gooseneck &amp; Pintle</b>	 <b>AXLES: Tandem (2 x 10,000 lbs.)</b>	 <b>Choose the optional hydraulic jack for quicker coupling and uncoupling to your vehicle.</b>
 <b>GVWR: 22,000 lbs. (Bumper Pull &amp; Pintle), 24,000 lbs. (Gooseneck)</b>	 <b>LOAD CAPACITY: 16,700 lbs. (Bumper Pull &amp; Pintle), 18,700 lbs. (Gooseneck)</b>	 <b>DUMP SIDES HEIGHT: 36" (optional 48" sides)</b>	


Our oil bath lubrication system and Valcrum Oil Caps simplify axle maintenance by keeping them properly lubricated and allowing for easy oil level checks without worrying about broken plastic caps.

**OIL BATH AXLES WITH VALCRUM OIL CAPS**




The 7-Gauge Floor & Sides provide an extra-tough box for your dump. Plus the heavy duty construction helps ensure long-lasting performance, which you can rely on no matter the job.

**7-GAUGE FLOOR & SIDES**



The Torsion Suspension provides a lower deck height for improved loading. With its advanced suspension technology, this feature also helps to provide a more stable and smooth ride on the road.

**TORSION SUSPENSION**



The Super-Single Wheels reduce the number of tires to maintain, resulting in less hassle for you. Single wheels also provide enhanced maneuverability while minimizing stress on hubs and axle components.

**LESS TIRES, LESS MAINTENANCE**